

**IQ ENERGY
METERING
SOLUTIONS**



Contact

www.kwhiq.com
info@kwhiq.com
+31 (0)73 544 3071



**Meet the new IQVT04000MEGR01+D
CTVT electricity metering solution**

We provide Energy Information Technology with comprehensive monitoring, security and control functionality. Our modular approach let you choose your preferred communication technology.



IQVT04000MEGR01+D smart three phase indirect connected meter with current and voltage transformer

- > Plug and play 4G-LTE communication module (optional support PRIME-PLC/G3-PLC/NB-IoT technology)
- > Compliant with DLMS/COSEM
- > Energy efficiency with advanced measurement with TOU
- > Auxiliary relay terminal
- > kWh and kvarh pulse terminal
- > EOI pulse terminal
- > Remote authenticated firmware upgrade
- > Last Gasp function
- > Protect from fraud or tampering
- > MID approved

mainfeatures

Measurement and power quality

- > Import and export active/reactive/apparent energy/demand/power, 4 quadrants reactive energy/power; Configurable maximum demand integration period (typically 5, 15, 30 or 60 minutes); Instantaneous import voltage and current per phase, import/export power factor, Frequency; Instantaneous THDs for voltage, current, phase difference (voltage/current) per phase.

TOU

- > 2 sets of tariff structure, up to 8 tariffs; 8 season/week/day profiles; 420 special days

Billing data

- > 3 monthly billing data, 3 daily billing data

Load profile for energy and power quality

- > At least 12 programmable channels for energy and demand load profile; At least 16 programmable channels for power quality load profile; Programmable profiles period (typically 5, 15, 30, 60 minutes). At least 90 days capacity for 30 minutes period.

Real time clock

- > Remote and local synchronization available

Communication interface

- > Optical port, baud rate default 9600bps
- > Plug-and-Play module: support PRIME-PLC/G3-PLC/4G-LTE/NB-IoT module
- > One RS-485 interface (RJ-45 terminal with 12VDC 5W power out) for external communication module and connect to other RS-485 meters
- > One RJ-45 RS-485 interface for IHD (RJ-45 terminal with 12VDC 5W power out)

Display and indicators

- > Character type LCD to support text based messages with back light
- > Two LEDs indicate active and reactive pulse
- > One bi-color LED indicates the remote communication status

Backup power supply

- > Replaceable battery with independent seal, support at least 1 year without main power supply.

Anti-tamper features

- > Current reversal detection and measurement; CT open and CT bypass; Magnetic field detection and protection; Face cover and terminal cover open detection (normal and power outage); Phase Sequence Reversal; Phase voltage missing, neutral line missing; Phase-neutral swap; Phase-neutral bypass

Terminals

- > Two RJ-45 terminals for two RS-485 ports
- > 250V/1A auxiliary relay
- > kWh and kvarh pulse terminals
- > EOI pulse terminal

technical specifications

Reference standard

> IEC 62052-11, IEC 62053-21/23, EN 50470-1/3, DIN 43857, IEC 62056-21/46/53/61/62

Electrical

Accuracy	Active	Class 0.5S
	Reactive	Class 2.0
	Rated Voltage	3x110V (phase to phase)
	Operation voltage range	80% to 120% Un
	Long-range voltage	58/100V to 240/415V
Current	Rated current	1(6)A
	Starting current	1.0mA
Frequency	50/60Hz ± 5% Hz	
Pulse constant	1000 imp/kWh(kvarh) (configurable as requirement)	
Power consumption	2W / 5 VA without P2 and P3 communication 6W / 16 VA with P2 and P3 communication No connected P1 device	
Power quality	EN50160	

Reliability

Meter life	≥15 Years
Data retention	≥20 Years
Real-time clock accuracy	Typically 5 ppm at 23 °C

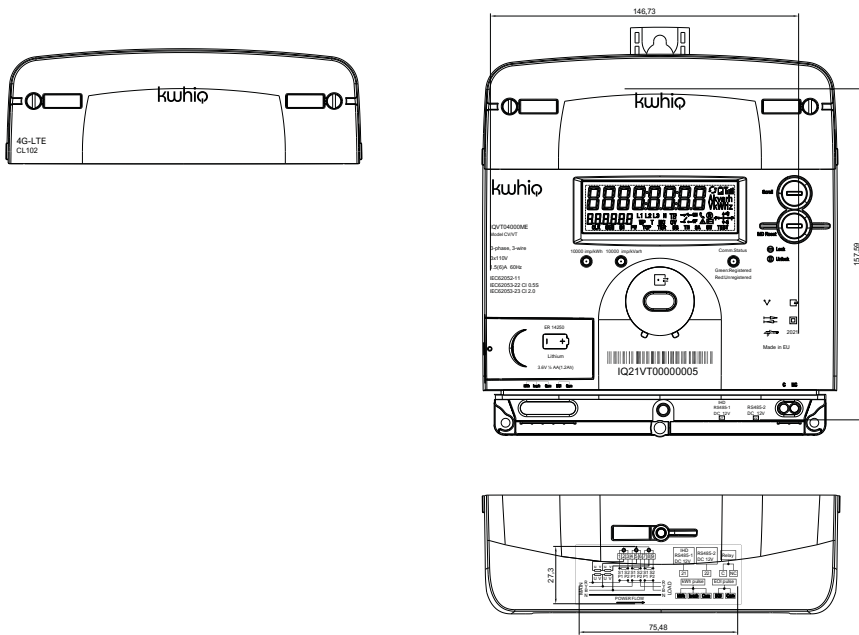
Mechanical

Dimensions (L x W x H)	216.5×170.5×87(mm)
Enclosure material	PC+GF
Insulation protection	Class II
Weight (Kg)	1.39
Terminals	Barrel type (RJ-45)

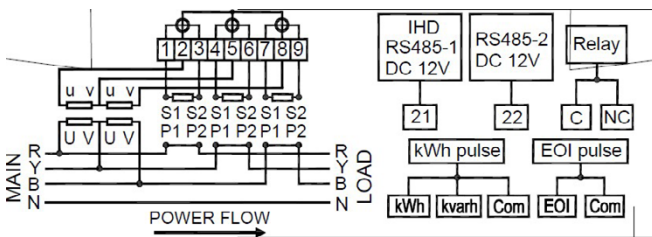
Environmental

Limit operating temperature	-25 ° C to 75 ° C
Operating humidity	Maximum 95% RH
Storage temperature	-25 ° C to 85 ° C
Ingress protection	IP54

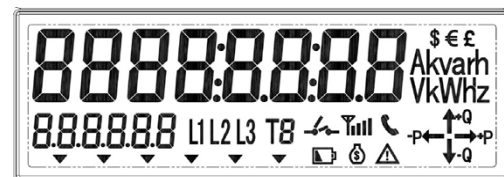
Overall dimensions



Wiring diagram



Display format



Pin no.	1	2	3	4	5	6	7	8
Pin-out	Modem PSU (12VDC+)	NC	RS-485 (+)	RS-485 (-)	NC	NC	GND (VDC-)	

contact information



Contact - NL

Burgemeester Burgerslaan 40
5245 NH Rosmalen
The Netherlands
Phone: +31 73 544 3071



Contact - BE

Metropoolstraat 11a
B2900 Schoten
Belgium
Phone: +32 32 01 95 95



Contact - UAE

Office 901 HQ Tower (North)
Dubai Science Park PO.Box: 478817
Dubai -United Arab Emirates
Phone: +971 4 4422 9701